

BAScontrol22S – BACnet/IP Sedona Unitary Controller with Ethernet and MS/TP Client/Server Connectivity

The BAScontrol22S is a 22-point unitary controller which supports BACnet client/server operation over BACnet/IP or BACnet MS/TP. The controller complies with the B-ASC device profile having a convenient mix of 8 universal inputs, 4 binary inputs, 4 analog outputs, and 6 binary outputs. Unique to the unit are 48 web components which link Sedona wiresheet readable/writeable data to webpages, and 24 virtual points which link Sedona wiresheet readable/writeable data to a


BACnet client. The device is fully webpage configurable and freely programmable using Sedona's function block programming methodology of assembling components onto a wiresheet to create applications. The unit can be programmed using the BAScontrol Toolset. The controller is powered by a 24VAC/VDC source. Rugged design, low profile, and wide temperature operation make it suitable for indoor or outdoor use.

Versatile Control Device — Unitary controller or remote Ethernet I/O

- BACnet/IP and BACnet MS/TP client/server
- BACnet B-ASC device profile
- License-free Sedona function block programming
- Programmable via BAScontrol Toolset
- Configurable with a common web browser
- 10/100 Mbps auto-negotiation Ethernet port
- NTP or manually settable real-time clock
- COV subscriptions – 14 binary and 2 analog
- Wide operating temperature range of -40°C to +75°C

Flexible Input/Output — 22-points of physical I/O

- Eight configurable universal inputs: thermistor, resistance, voltage, binary, pulse
- Four voltage-free binary inputs
- Four analog outputs
- Six relay outputs



BASautomation®

Sedona
OPEN CONTROL

BAScontrol22S – Overview

The BAScontrol22S utilizes a 32-bit ARM7 processor with 512 kB of flash memory, plus a 16 Mbit serial flash file system for storing configuration data and an application program. By operating at the BACnet/IP level, the BAScontrol22S can share the same Ethernet network with supervisory controllers, operator workstations or IP routers. A 10/100 Mbps auto-negotiating Ethernet port supports protocols such as BACnet/IP, Sedona Sox, HTTP, and FTP. The unit can be configured for a fixed IP address or can operate as a DHCP client receiving its IP address from a DHCP server. A LED indicator identifies a link condition while flashing during data transfer. Depressing a hidden IP Reset switch returns the controller to default IP address settings.

In addition to the BACnet/IP Ethernet port, the BAScontrol22S has one non-isolated (2-wire) BACnet MS/TP serial port that can operate from 9.6-115.2 kbps. Transmit and receive LEDs flash on MS/TP traffic. A three-position DIP header block can invoke bias and termination for end-of-line (EOL) installations.

As a BACnet server device, the BAScontrol22S will respond to a BACnet client request by default over either the IP port or MS/TP port. This means that the BAScontrol22S can function as remote I/O to BACnet clients over IP or MS/TP without needing a Sedona program. Through webpage configuration of connected BACnet servers, the BAScontrol22S can function as a BACnet client to these devices over IP or MS/TP. This requires the use of Sedona network variables (NetVs) found in the NetV kit. This capability allows the BAScontrol22S to initiate messages over IP to other BACnet devices without the need for BACnet headend intervention.

Flexible Input/Output

Configuration of the eight universal inputs (UIs) is accomplished using webpages. Universal inputs can be configured for voltage, temperature, resistance, pulse, and voltage-free contact closure. Type II and Type III 10 k Ω thermistor curves as well as 20 k Ω and 100 k Ω curves are resident in the unit. The 100 k Ω follows the Tasserson (PSB) curve.

- The four binary inputs (BIs) intended for voltage-free contact closure monitoring are BACnet configurable via a webpage.
- The four 0-10 VDC analog outputs (AOs) each capable of driving up to 4 mA are BACnet configurable via a webpage.
- The six SPST relay outputs (BOs) each capable of switching 2 A at 30 V (NEC class 2 wiring) are BACnet configurable via a webpage.
- The 24 virtual components (VTs) are webpage configurable for either an AV or BV read from wiresheet or write to wiresheet by a BACnet client.

The BAScontrol22S is powered from either a 24VAC or 24VDC power source. Its half-wave rectified power supply can share the same power source with other half-wave rectified equipment. A LED indicates power is applied.

Sedona Open Control

Sedona function block graphical programming is used to develop control sequences for the BAScontrol22 series of controllers. Using the Sedona Application Editor (SAE) running on a Windows PC, components are assembled onto a wiresheet, configured, and then interconnected with other components to create applications. Programming can be accomplished live on the target controller or emulated using the BASemulator. Once the program is finalized, it can be saved along with BACnet configurations using BASbackup and restored as needed. The use of Sedona and the BAScontrol Toolset is license-free.

BAScontrol Toolset – Essential Tools for Programming the BAScontrol22 Series

The BAScontrol Toolset includes the SAE, BASbackup—the BAScontrol Project Utility, and BASemulator—BAScontrol emulation on a PC. Provided free of charge, these tools simplify controller programming, program testing, and project archiving. All three programs are available as a single install on a Windows PC sharing a common Sedona bundle of kits and components. Along with a common web browser, the toolset is all that is needed to commission a BAScontrol unitary controller.

BAScontrol22S – Overview

Universal Inputs

Eight input points can be configured — all discoverable as BACnet objects.

- Analog inputs: 0–10 VDC, 12-bit resolution, 0–20 mA (with external resistor)
- Temperature inputs: Type II or Type III 10 k Ω thermistors; 20 k Ω thermistor, 100 k Ω thermistor
- Resistance inputs: 1 k Ω to 100 k Ω
- Contact closure, voltage-free
- Configure as binary inputs UI1-UI8
- Pulse input accumulators (UI1-UI4): accommodates active or passive sources (40 Hz max)

Binary Inputs

Four points of voltage-free contact closure

Power Input

24 VAC/VDC 8 VA/4W
half-wave rectified allows power sharing with other half-wave devices.

Ground Lug

Connect to earth or panel ground

Power LED

Indicates power applied

IP Address

fixed or DHCP client

Ethernet LED

Lights on link and flashes with data

Ethernet Port

10/100 Mbps Ethernet with auto-negotiation and Auto-MDIX. Protocols supported include HTTP, UDP, TCP, BACnet/IP, NTP, DNS, DHCP, FTP, and Sedona SOX.

Analog Outputs

0–10 V, 10-bit resolution

Binary Outputs

Six form "A" relays for 30 VAC/VDC 2 A loads. Class 2 circuits only.

Point LEDs

On selected points


MS/TP Port

Communication

Reset

to factory IP defaults (recessed)

Bias/Termination DIP Switch



BACnet Protocol Implementation Conformance (PIC) Statement



BAScontrol22S

BACnet/IP Sedona Unitary Controller



BACnet Protocol Implementation Conformance Statement (Annex A)

Date: May 12, 2022
Vendor Name: Contemporary Controls
Product Name: BAScontrol22S
Product Model Number: BASC-22SR
Applications Software Version: 1.2.28 **Firmware Revision:** 4.0.2 **BACnet Protocol Revision:** 15
Product Description: BACnet/IP compliant 22-point field controller or remote I/O that allows a direct connection to Ethernet without the need of a BACnet router. Also has support for MS/TP communications.

BACnet Standardized Device Profile (Annex L):

- ☐ BACnet Operator Workstation (B-OWS) ☒ BACnet Application Specific Controller (B-ASC)
☐ BACnet Building Controller (B-BC) ☐ BACnet Smart Sensor (B-SS)
☐ BACnet Advanced Application Controller (B-AAC) ☐ BACnet Smart Actuator (B-SA)

List all BACnet Interoperability Building Block Supported (Annex K):

DS-RP-B Data Sharing — ReadProperty — A, B
 DS-WP-B Data Sharing — WriteProperty — A, B
 DS-RPM-B Data Sharing — ReadPropertyMultiple — B
 DS-COV-B Data Sharing — ChangeOfValue — B
 DS-WPM-B WritePropertyMultiple-B
 DM-DDB-B Device Management — Dynamic Device Binding — B
 DM-DOB-B Device Management — Dynamic Object Binding — B
 DM-DCC-B Device Management — Device Communication Control — B
 DM-TS-B Device Management — Time Synchronization — B

Segmentation Capability:

- ☐ Able to transmit segmented messages
☐ Able to receive segmented messages

Standard Object Types Supported:

Object Type Supported	Can Be Created Dynamically	Can Be Deleted Dynamically
Analog Input	No	No
Analog Output	No	No
Analog Value	No	No
Binary Input	No	No
Binary Output	No	No
Binary Value	No	No
Device	No	No

No optional properties are supported.

Data Link Layer Options:

- ☒ BACnet IP, (Annex J)
☒ BACnet IP, (Annex J), Foreign Device
☐ ISO 8802-3, Ethernet (Clause 7)
☐ ANSI/ATA 878.1, EIA-485 ARCNET (Clause 8), baud rate(s):
☒ MS/TP master (Clause 9), baud rate(s): 9.6, 19.2, 38.6, 57.6, 76.8, 115.2 kbps
☐ MS/TP slave (Clause 9), baud rate(s):
☐ Point-To-Point, EIA 232 (Clause 10), baud rate(s):
☐ Point-To-Point, modem, (Clause 10), baud rate(s):
☐ LonTalk, (Clause 11), medium:
☐ Other:

Device Address Binding:

Is static device binding supported? (This is currently necessary for two-way communication with MS/TP slaves and certain other devices.) ☐ Yes ☒ No

Networking Options:

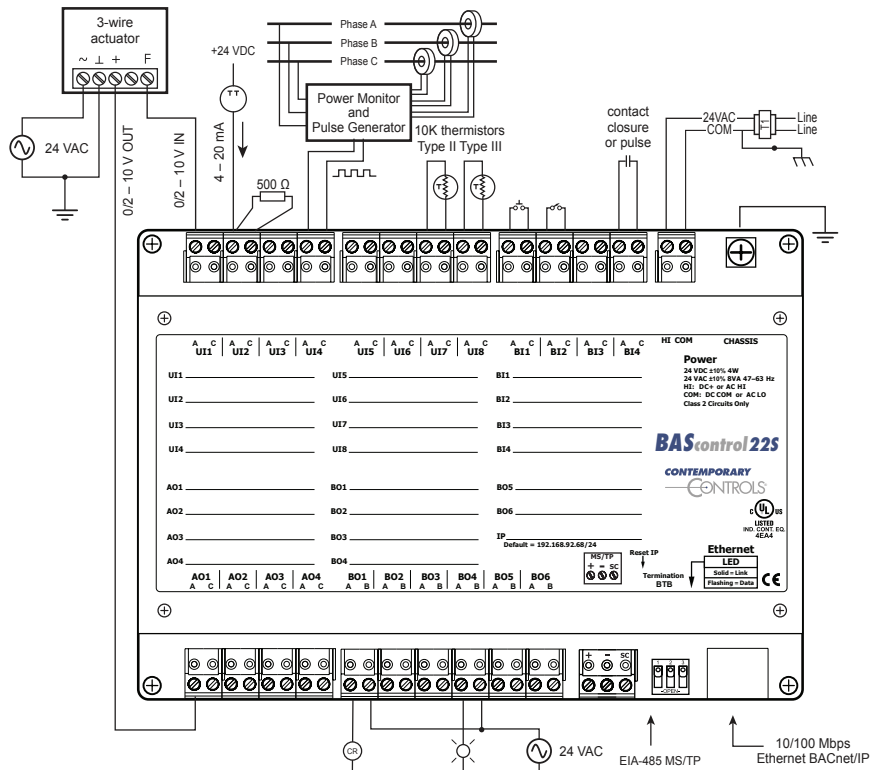
- ☐ Router, Clause 6 – List all routing configurations, e.g., ARCNET-Ethernet-MS/TP, etc.
☐ Annex H, BACnet Tunnelling Router over IP
☐ BACnet/IP Broadcast Management Device (BBMD)
 Does the BBMD support registrations by Foreign Devices? ☐ Yes ☐ No

Character Sets Supported:

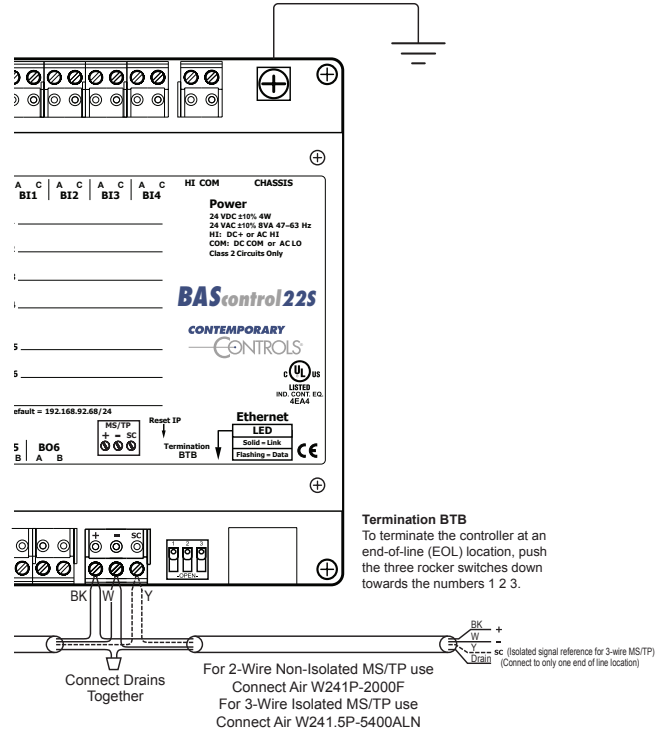
- Indicating support for multiple character sets does not imply that they can all be supported simultaneously.
☒ ANSI X3.4 ☐ IBM™/Microsoft™ DBCS ☐ ISO 8859-1
☐ ISO 10646 (UCS-2) ☐ ISO 10646 (UCS-4) ☐ JIS C 6226

If this product is a communication gateway, describe the types of non-BACnet equipment/network(s) that the gateway supports:
 No gateway support.

Wiring Diagram

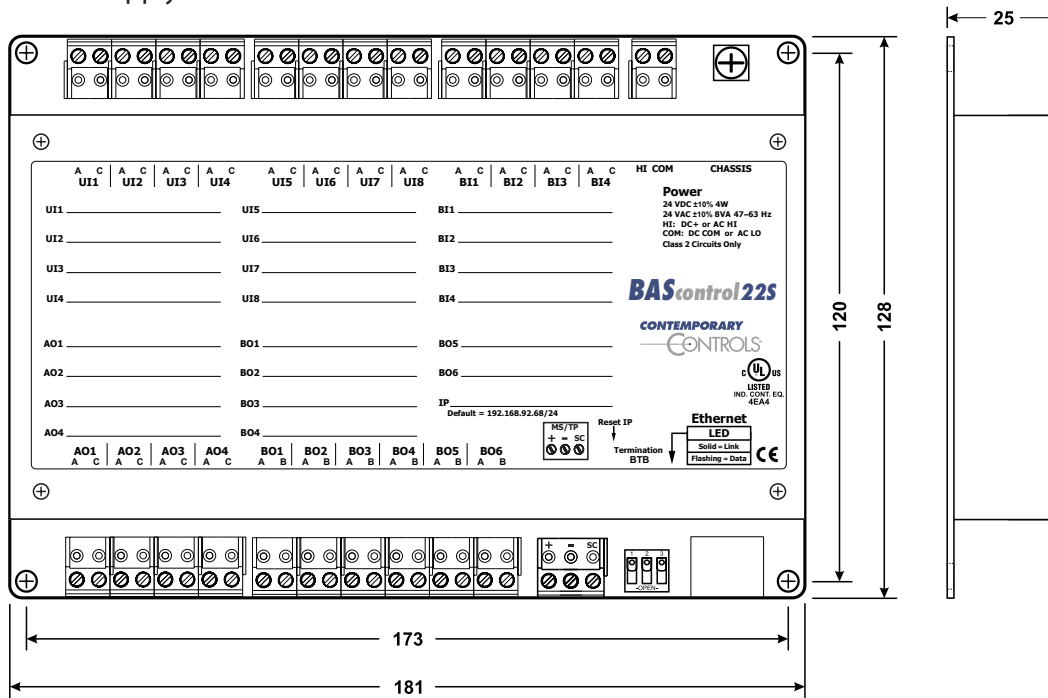


MS/TP Connection



Dimensions (all dimensions are in mm)

The following dimensions apply to all models in the series.



Specifications

Power – Input Power (Class 2 Circuits Only)

Item	Limits
Input power	24 VAC/VDC \pm 10%, 47-63 Hz, 8 VA/4 W

Universal Inputs (UI-UI8)

Configured As	Limits
Analog input	0–10 VDC or 0–20 mA (with external resistor). 12-bit resolution. Input impedance 1 M Ω on voltage. (NOTE: external resistors not provided)
Temperature input	Type II 10 k Ω thermistor –10° to +190 °F (–23.3° to +87.8°C) Type III 10 k Ω thermistor –15° to +200 °F (–26.1° to +93.3°C) 20 k Ω thermistor 15° to 215° F (–9° to +101° C) 100 k Ω Tasseron (PSB) thermistor 68° to 338° F (20° to 170° C)
Contact closure input	Excitation current 0.5 mA. Open circuit voltage 12 VDC. Sensing threshold 3 VDC and below (logic TRUE) and 7 VDC and above (logic FALSE). Response time 20 ms.
Pulse input (Points UI1–UI4)	1 M Ω input impedance for 0-10 VDC active output devices. Current sinking passive output devices will be pulled up internally to 12 VDC and must be capable of sinking 1.2 mA. 40 Hz maximum input frequency with 50% duty cycle. Adjustable high and low thresholds.
Resistance	1 k Ω -100 k Ω range

Binary Inputs (BI1-BI4)

Configured As	Limits
Voltage-free contact closure input	Excitation current 1.2 mA. Open circuit voltage 12 VDC. Sensing threshold 3 VDC and below (logic TRUE) and 7 VDC and above (logic FALSE). Response time 20 ms.

Analog Outputs (AO1- AO4)

Configured As	Limits
Analog output	0-10 VDC. 10-bit resolution. 4 mA maximum.

Relay Outputs (Points BO1-BO6) (Class 2 Circuits Only — requires external power source)

Configured As	Limits
Binary output	Form “A” relay (NO contact). 30 VAC/VDC 2 A. Class 2 circuits only. All contacts isolated from one another.

Specifications (continued)

Data Link/Physical Layer Communication

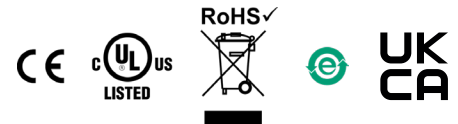
Data Link	Compliance
Ethernet	IEEE 802.3 10/100 Mbps data rate 10BASE-T, 100BASE-TX physical layer 100 m (max) CAT5 cable length. Auto-negotiation of speed and duplex. Auto-MDIX.
MS/TP	BACnet Master-Slave/Token Passing. 9.6, 19.2, 38.4, 57.6, 76.8, 115.2 kbps data rate. EIA-485 physical layer: Represents one full load. Can support an additional 31 full-load devices (max); 1200 m (max) cable length (1000 m max for 115.2 kbps). DIP switch selectable bias and termination.

Protocol Compliance

Data Link	Compliance
Internet	HTTP, FTP, UDP, TCP, NTP, DNS, DHCP. Default IP address is 192.168.92.68.
BACnet	ANSI/ASHRAE 135 (ISO 16484-5) Release 15—A Data Communication Protocol for Building Automation and Control Networks. Application specific controller device profile B-ASC
Sedona	SOX Sedona 1.2.28

General Specifications

Item	Description
Environmental	Operating temperature -40°C to +75°C Storage temperature -40°C to +85° Relative humidity 10 to 95%, non-condensing
Weight	0.8 lbs. (0.36 kg)
Regulatory	CE Mark; RoHS; UL 508, C22.2 #142-M1987, UKCA



Electromagnetic Compatibility

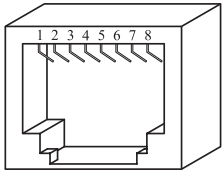
Test Method	Description
EN 61000-4-2	Electromagnetic discharge immunity test
EN 61000-4-3	Radiated, radio frequency, electromagnetic field immunity test
EN 61000-4-4	Electrical fast transient/burst immunity test
EN 61000-4-5	Surge immunity test
EN 61000-4-6	Immunity to conducted disturbances, induced by radio-frequency fields
EN 61000-4-11	Voltage dips, short interruptions, and voltage variations immunity tests
CISPR 16	Conducted Emissions
CISPR 16	Radiated Emissions

Specifications (continued)

Ethernet and MS/TP Connector Pin Assignments

Ethernet

10BASE-T/100BASE-TX



Terminal	Usage
1	TD +
2	TD –
3	RD +
6	RD –
Other pins	Not Used

MS/TP

EIA-485



Pin	Function
+	Signal High
–	Signal Low
SC	Signal Common

Applications – BAScontrol22 Pre-Built Applications

Pre-built Sedona applications for constant volume air handlers, fan coils, and heat pumps exist for the BAScontrol22 series of controllers. Application versions address multi-staged or analog heating/cooling, fixed or variable speed exhaust fans, dual dry-bulb or enthalpy economizers, wall-setters, or network occupied/

unoccupied setpoints. These applications come with a pre-assigned BACnet points list, sequence of operation, system schematic, and suggested device list. Pre-built applications speed up installation time by only requiring configuration during installation. Sequences can be modified using the SAE and saved using BASbackup.

Ordering Information

Model

BASC-22SR

Description

BAScontrol22 Ethernet MS/TP

United States

Contemporary Control Systems, Inc.

Tel: +1 630 963 7070

Fax: +1 630 963 0109

info@ccontrols.com

China

Contemporary Controls (Suzhou) Co. Ltd

Tel: +86 512 68095866

Fax: +86 512 68093760

info@ccontrols.com.cn

United Kingdom

Contemporary Controls Ltd

Tel: +44 (0)24 7641 3786

Fax: +44 (0)24 7641 3923

ccl.info@ccontrols.com

Germany

Contemporary Controls GmbH

Tel: +49 341 520359 0

Fax: +49 341 520359 16

ccg.info@ccontrols.com

www.ccontrols.com